HUAWEI eKit

Huawei eKitEngine AP362H Wireless Access Point Datasheet



AX3000 Dual-Band Ultra-High-Speed Wi-Fi 6 Settled AP

Make SME Network Easier and Smarter

HUAWEI

Product Overview

Huawei eKitEngine AP362H is an indoor access point (AP) in compliance with the Wi-Fi 6 (802.11ax) standard. It provides services simultaneously on the 2.4 GHz (2x2 MIMO) and 5 GHz (2x2 MIMO) frequency bands, delivering a data rate of up to 2.975 Gbps.

The combined power for both the 2.4GHz and 5GHz bands has been upgraded to 27dBm, extending coverage to 30m.

The product adopts a round design with a diameter of 180 mm, which is better blended with the decoration style. The AP supports multiple installation modes, such as wall or ceiling mounting, with simple installation steps; metal mounting brackets are durable and resistant to deformation. It is suitable for indoor coverage scenarios such as small- and mediumsized enterprises (SMEs), budget chain hotels, commercial stores, and primary and secondary schools.

You can use the EasyWeb or wireless access controller (WAC) to locally deploy and manage APs, or use the HUAWEI eKit App & SNC platform to remotely manage and maintain APs. In this way, network projects can be handed over or managed together, simplifying network O&M.

Feature Description

Wi-Fi 6 (802.11ax) Standard

- As the Wi-Fi 6 standard defined in IEEE 802.11, 802.11ax improves the user access capacity and bandwidth in high-density access scenarios, reducing service latency and enhancing user experience.
- Multi-user multiple-input multiple-output (MU-MIMO) on both the 2.4 GHz and 5 GHz frequency bands, allowing an AP to transmit data to and receive data from multiple stations (STAs) simultaneously and multiplying the utilization of radio spectrum resources.
- 1024-quadrature amplitude modulation (QAM), improving data transmission efficiency by 25% compared with 802.11ac (256-QAM).

MU-MIMO

The AP supports MU-MIMO and supports a maximum of four spatial streams (two on the 2.4 GHz frequency band and two on the 5 GHz frequency band). The MU-MIMO technology enables an AP to send data to multiple STAs simultaneously, which doubles the radio spectrum resource usage, increases the number of access users and bandwidth, and improves user experience in multi-user access scenarios.

High-Speed Dual-Band Access

The AP supports 160 MHz frequency bandwidth, which increases the number of available data subcarriers and expands transmission channels. In addition, the AP adopts 1024-QAM and MIMO to achieve a rate of up to 0.575 Gbps on the 2.4 GHz band and 2.4 Gbps on the 5 GHz band, meaning up to 2.975 Gbps for the device.

Smart Antenna

The dual-band smart antenna array technology and intelligent switchover algorithm enable the AP to intelligently sense the application environment and access density, achieving accurate Wi-Fi coverage and interference suppression. They together provide the optimal coverage direction and signal quality for each access STA, and offer seamless and smooth wireless network experience to users.

Wired and Wireless Security Guarantee

To ensure data security, this AP integrates wired and wireless security functions and provides comprehensive security protection.

Authentication and encryption for wireless access

The AP supports WEP, WPA/WPA2-PSK, WPA3-SAE, WPA/WPA2-PPSK, and WPA/WPA2/WPA3-802.1X authentication/encryption modes to ensure the security of wireless networks. The authentication mechanism is used to authenticate user identities so that only authorized users can access network resources. The encryption mechanism is used to encrypt data transmitted over wireless links to ensure that data can only be received and parsed by authorized users.

Authentication and encryption for wired access

The AP access control mechanism ensures that only authorized users can access the AP. Control and provisioning of wireless access point (CAPWAP) link protection and Datagram Transport Layer Security (DTLS) encryption provide security guarantee and improve data transmission security between the AP and WAC.

Automatic Radio Calibration

Automatic radio calibration allows the AP to collect signal strength, channel, and other parameters of surrounding APs and generate an AP topology according to the collected data. Based on interference from surrounding environments and their loads, the AP automatically adjusts its transmit power and working channel to make the network operate at the optimal performance. In this way, network reliability and user experience are improved.

Cloud Management

The AP supports cloud-based management. It provides various authentication functions, such as PSK and Portal authentication, without the need of a WAC or an authentication server. This greatly simplifies networking and reduces CAPEX. In addition, the AP can be deployed on the Huawei SNC platform to implement cloud-based network planning, deployment, inspection, and O&M.

Deployment and O&M Through HUAWEI eKit App

The HUAWEI eKit App supports Wi-Fi-based deployment and barcode scanning–based deployment. After the deployment is complete, you can perform more project maintenance operations on the HUAWEI eKit App. Wi-Fi-based deployment

- Quick deployment mode: You can use a mobile phone to connect to the management Wi-Fi network of an AP to deploy a network project. In this way, devices can automatically go onboarded and be remotely managed on the HUAWEI eKit App.

Barcode scanning–based deployment

- Another deployment mode: Use a mobile phone to scan the serial number (SN) of the device chassis and synchronize the device information to HUAWEI eKit to implement device onboarding management.

Product Features

Fat/Fit AP Mode

Item	Description
WLAN features	Compliance with IEEE 802.11ax and compatibility with IEEE 802.11a/b/g/n/ac/ac Wave 2 Maximum ratio combining (MRC) Space time block code (STBC) Cyclic delay diversity (CDD)/Cyclic shift diversity (CSD) Beamforming MU-MIMO Compliance with 1024-QAM and compatibility with 256-QAM/64-QAM/16-QAM/8-QAM/QPSK/BPSK 802.11 dynamic frequency selection (DFS) Short GI in 20 MHz, 40 MHz, 80 MHz, and 160 MHz modes Wi-Fi Multimedia (WMM) WLAN channel management and channel rate adjustment NOTE For detailed management channels, see Country Code & Channel Compliance Table. Separate service set identifier (SSID) hiding configuration for each AP, supporting Chinese SSIDs

Item	Description
	Unscheduled automatic power save delivery (U-APSD) Control and Provisioning of Wireless Access Points (CAPWAP) in Fit AP mode Extended service set (ESS) in Fit AP mode 802.11k and 802.11v smart roaming 802.11r fast roaming
Network features	Compliance with IEEE 802.3ab Auto-negotiation of the rate and duplex mode SSID-based VLAN assignment Management channel of the AP's uplink port in tagged or untagged mode DHCP client, obtaining IP addresses through DHCP STA isolation in the same VLAN IPv4/IPv6 access control list (ACL) Link layer discovery protocol (LLDP) Uninterrupted service forwarding upon CAPWAP tunnel disconnection in Fit AP mode Unified authentication on the WAC in Fit AP mode Network address translation (NAT) in Fat AP mode
QoS features	WMM parameter management for each radio Queue mapping and scheduling User-based bandwidth limiting Adaptive bandwidth management (automatic bandwidth adjustment based on the user quantity and radio environment) for user experience improvement Airtime scheduling
Security features	Open system authentication WEP authentication and encryption using a 64-bit, 128-bit, 152-bit, or 192-bit encryption key WPA2-PSK authentication and encryption WPA2-802.1X authentication and encryption WPA3-SAE authentication and encryption WPA3-802.1X authentication and encryption WPA-WPA2/WPA2-WPA3 hybrid authentication WPA2-PPSK authentication and encryption in Fit AP mode 802.1X authentication, MAC address authentication, Portal authentication, etc. DHCP snooping Dynamic ARP inspection (DAI) IP Source Guard (IPSG) 802.11w Protected Management Frames (PMF) DTLS encryption

Maintenance features	Unified management and maintenance on the WAC in Fit AP mode Automatic login, automatic configuration loading, and plug-and-play (PnP) in Fit AP mode Automatic batch upgrade in Fit AP mode Telnet and STelnet using SSHv2 SFTP using SSHv2 Web system-based AP management and login through HTTP or HTTPS in Fat AP mode Real-time configuration monitoring and fast fault locating using the NMS SNMPv1/v2/v3 in Fat AP mode
	System status alarm Network Time Protocol (NTP) in Fat AP mode

Cloud Management Mode

Item	Description
WLAN features	Compliance with IEEE 802.11a/b/g/n/ac/ac Wave 2/ax Maximum ratio combining (MRC) Space time block code (STBC) Cyclic delay diversity (CDD)/Cyclic shift diversity (CSD) Beamforming MU-MIMO Compliance with 1024-QAM and compatibility with 256-QAM/64-QAM/16-QAM/8-QAM/QPSK/BPSK 802.11 dynamic frequency selection (DFS) Short GI in 20 MHz, 40 MHz, 80MHz and 160 MHz modes Priority mapping and scheduling in compliance with Wi-Fi Multimedia (WMM) WLAN channel management and channel rate adjustment NOTE For detailed management channels, see Country Code & Channel Compliance Table. Automatic channel scanning and interference avoidance Service set identifier (SSID) hiding Unscheduled automatic power save delivery (U-APSD) 802.11k and 802.11v smart roaming 802.11r fast roaming
Network features	Compliance with IEEE 802.3ab Auto-negotiation of the rate and duplex mode SSID-based VLAN assignment DHCP client, obtaining IP addresses through DHCP STA isolation in the same VLAN Access control list (ACL) Unified authentication on the cloud management platform Network address translation (NAT)

QoS features	Priority mapping and scheduling in compliance with WMM WMM parameter management for each radio Queue mapping and scheduling User-based bandwidth limiting Airtime scheduling
Security features	Open system authentication WEP authentication and encryption using a 64-bit, 128-bit, 152-bit, or 192-bit encryption key WPA2-PSK authentication and encryption WPA2-802.1X authentication and encryption WPA3-SAE authentication and encryption WPA3-802.1X authentication and encryption WPA-WPA2/WPA2-WPA3 hybrid authentication
	802.1X authentication, MAC address authentication, Portal authentication, etc. DHCP snooping Dynamic ARP inspection (DAI) IP Source Guard (IPSG)
Maintenance features	Unified management and maintenance on the cloud management platform Batch upgrade Telnet and STelnet using SSHv2 SFTP using SSHv2 Web-based NMS, and login through HTTP or HTTPS Real-time configuration monitoring and fast fault locating using the NMS System status alarm Network Time Protocol (NTP)

Product Specifications

Item		Description
Technical specifications	Dimensions (diameter x height)	Φ180 mm x 35 mm
	Weight	0.45 kg
	Port	1 x 10M/100M/GE electrical port NOTE The GE electrical port supports PoE IN.
	LED indicator	Indicates the power-on, startup, running, alarm, and fault states of the system.
	Wireless Management	Yes
Power specifications	Power input	PoE power supply: in compliance with IEEE 802.3at/af NOTE When the power supply mode is negotiated to 802.3af, the maximum transmit power of both 2.4 GHz and 5 GHz radios decreases by 3 dB.

	Maximum power consumption	● 14.7W NOTE The actual maximum power consumption depends on local laws and regulations.
Environmental specifications	Operating temperature	0°C to 40°C (From 1800 m to 5000 m, the maximum temperature of the device decreases by 1°C for every 300 m increase in altitude.)
	Storage temperature	–40°C to +70°C
	Operating humidity	5% to 95% (non-condensing)
	IP rating	IP41
	Altitude	–60 m to +5000 m
	Atmospheric pressure	53 kPa to 106 kPa
Radio specifications	Antenna type	Built-in smart antennas
	Antenna gain	2.4 GHz: 4 dBi 5 GHz: 5 dBi NOTE 1. The preceding gain is the peak gain of a single antenna. 2. Equivalent antenna gain after all 2.4 GHz or 5 GHz antennas are combined: 2 dBi for 2.4 GHz and 3 dBi for 5 GHz.
	Maximum number of SSIDs per radio	≤8
	Maximum transmit power	2.4 GHz: 27 dBm (combined power) 5 GHz: 27 dBm (combined power) NOTE The actual transmit power varies according to local laws and regulations.
	Power adjustment increment	1 dBm

Standards Compliance

Item	Description		
Safety standards		● UL 62368-1 ● EN 62368-1 ● IEC 62368-1 ● SCA 62368-1	● GB 4943.1
Radio standards	● ETSI EN 300 328	● ETSI EN 301 893	● AS/NZS 4268

EMC standards	• EN 301 489-1 • EN 301 489-17 • EN 60601-1-2 • EN 55024 • EN 55032 • EN 55035	• GB 9254 • GB 17625.1 • GB 17625.2 • AS/NZS CISPR32 • CISPR 24 • CISPR 32 • CISPR 35	• IEC/EN61000-4-2 • IEC/EN 61000-4-3 • IEC/EN 61000-4-4 • IEC/EN 61000-4-5 • IEC/EN61000-4-6 • ICES-003
IEEE standards	• IEEE 802.11a/b/g • IEEE 802.11n • IEEE 802.11ac • IEEE 802.11ax	• IEEE 802.11h • IEEE 802.11d • IEEE 802.11e • IEEE 802.11k	• IEEE 802.11v • IEEE 802.11w • IEEE 802.11r
Security standards	• 802.11i, Wi-Fi Protected Access (WPA), WPA2, WPA2-Enterprise, WPA2-PSK, WPA3 • 802.1X • Advanced Encryption Standards (AES), Temporal Key Integrity Protocol (TKIP), WEP, Open • EAP Type(s)		
EMF standards	• EN 62311	• EN 50385	
RoHS standards	• Directive 2002/95/EC & 2011/65/EU	• (EU) 2015/863	
Reach standards	• Regulation 1907/2006/EC		
WEEE standards	• Directive 2002/96/EC & 2012/19/EU		

Antennas Pattern

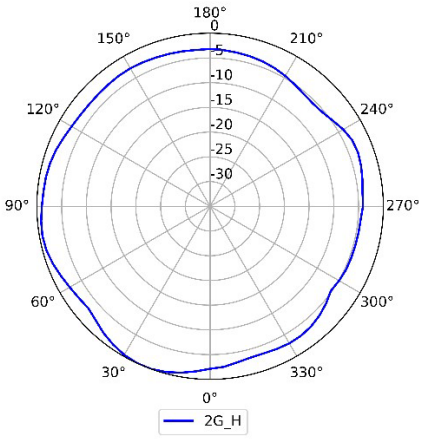

2.4GHz (Horizontal)

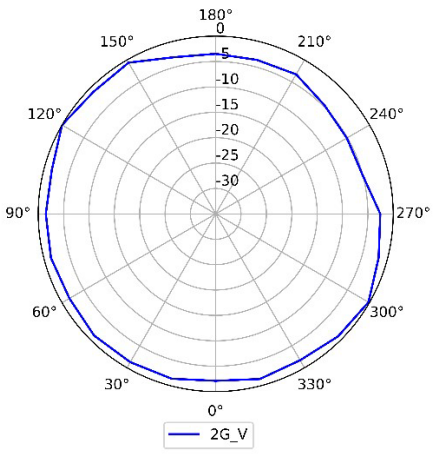

2.4GHz (Vertical)

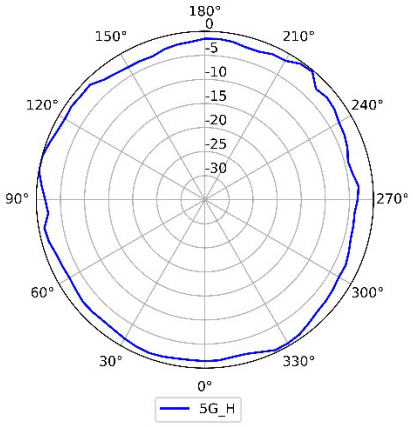

5GHz (Horizontal)

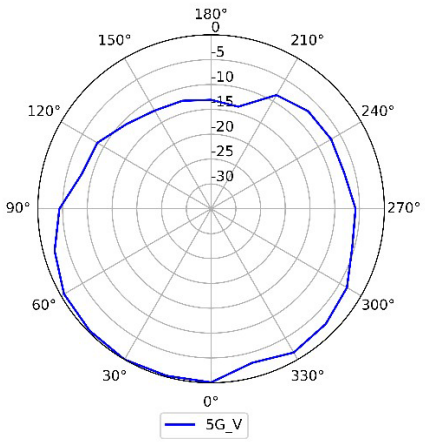

5GHz (Vertical)

More Information

For more information about Huawei eKitEngine WLAN products, visit https://ekit.huawei.com/ or contact Huawei's local sales office.

Alternatively, you can contact us through one of the following methods:

1. Global service hotline: http://e.huawei.com/en/service-hotline
2. Enterprise technical support website: http://support.huawei.com/enterprise/
3. Service email address for enterprise users: support_e@huawei.com

Copyright © Huawei Technologies Co., Ltd. 2026. All rights reserved.

No part of this document may be reproduced or transmitted in any form or by any means without prior written consent of Huawei Technologies Co., Ltd.

Trademarks and Permissions

HUAWEI and other Huawei trademarks are trademarks of Huawei Technologies Co., Ltd.

All other trademarks and trade names mentioned in this document are the property of their respective holders.

Notice

The purchased products, services and features are stipulated by the contract made between Huawei Cloud and the customer. All or part of the products, services and features described in this document may not be within the purchase scope or the usage scope. Unless otherwise specified in the contract, all statements, information, and recommendations in this document are provided "AS IS" without warranties, guarantees or representations of any kind, either express or implied. The information in this document is subject to change without notice. Every effort has been made in the preparation of this document to ensure accuracy of the contents, but all statements, information, and recommendations in this document do not constitute a warranty of any kind, express or implied.

Huawei Technologies Co., Ltd.

Address: Huawei Industrial Base, Bantian, Longgang, Shenzhen, People's Republic of China Post code:

518129

Website: www.huawei.com